



HAITI PARTNERS

CONTENTS

EIN: 26-3768289
Report Generated on: 05/25/2021

Executive Summary	2
Programs & Results	4
Financial Review	7
Operations & Leadership	9

APPENDIX

Key Documents	18
Charity Check Report	19

HAITI PARTNERS

👤 aka Haiti Partners

📍 , FL

🌐 <https://haitipartners.org/>

📞 (772)539-8521

🔗 [View GuideStar Profile](#)



MISSION

Haiti Partners helps Haitians change Haiti through education.

EIN

26-3768289

RULING YEAR

2010

IRS SUBSECTION

501(c)(3) Public Charity

FOUNDING YEAR

2008

MAIN ADDRESS

PO Box 2865
Vero Beach, FL
32961

AFFILIATION TYPE

Independent Organization

CONTACT

Erik Badger, Director of
Operations
(312) 841-3191
erik@haitipartners.org

CO-DIRECTOR

John Engle

CO-DIRECTOR

Merline Engle

BOARD CHAIR

Margaret Bell

SUBJECT AREA

Education services

Economic development

NAICS CODE

611710 Educational Support
Services

SIC CODE

8299 Schools and Educational
Services

8748 Business Consulting, NEC

NTEE Code

Educational Services and
Schools - Other (B90)

PROGRAMS

1. SCHOOLS

Population(s) served: Children and youth (0-19 years), Economically disadvantaged, low-income, and poor people

POPULATIONS SERVED

1. Children and youth

2. Economically disadvantaged people

COMPLIANCE

- ✓ IRS Pub 78 Verified as of May 2021
- ✓ IRS BMF 509(a) (1) as of May 10, 2021
- ✓ A-133 Audit Required/Performed?
- ✓ Conflict of Interest Policy
- ✓ Written whistleblower policy

Section 509(a)(1) organization as referred to in Section 170(b)(1)(A)(vi)

TRANSPARENCY MEASURES

- ✓ Board Practices Reported?
- ✗ Diversity Data Reported?
- 10** Number of Independent Board Members

Programs & Results

PROGRAMS

Source: Self-Reported by Organization, May 2021

SCHOOLS

Population(s) Served:

Children and youth (0-19 years)
Economically disadvantaged, low-income,
and poor people

Haiti Partners offers innovative, quality education for over 1300 students in six partner schools and our flagship school, the Children's Academy and Learning Center.


The Children's Academy is an integrated school, continuing education center, and incubator for entrepreneurship programming. It works hand-in-glove with our partner schools to provide a high quality, student-centered, values-based education, and seeks to serve as a model of education-centered community development for Haiti and the world.

In order for Haiti to address its many challenges, its children (and committed parents) need to experience an innovative, quality education – an education that empowers them to develop their potential, to think outside the box and to engage in improving their communities to bring lasting change. This is Haiti Partners' vision and this is the work that we engage in each day within the communities in which we work.

RESULTS

Number of students enrolled

TOTALS BY YEAR



Population(s) Served: K-12 (5-19 years),


Economically disadvantaged, low-income, and poor people

Related program: SCHOOLS

Notes: This metric tracks the total number of students reached by Haiti Partners' programming in both our Children's Academy and partner school network.

Number of children who have access to education

TOTALS BY YEAR



Population(s) Served: K-12 (5-19 years),

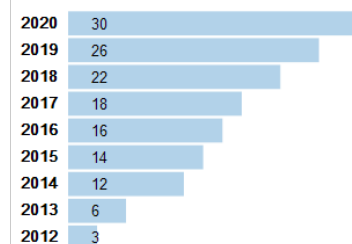
Economically disadvantaged, low-income, and poor people

Related program: SCHOOLS

Notes: This metric tracks the total number of students reached by Haiti Partners' programming in both our Children's Academy and partner school network.

Number of teachers involved in school-wide decisions about student learning

TOTALS BY YEAR



Population(s) Served: K-12 (5-19 years),

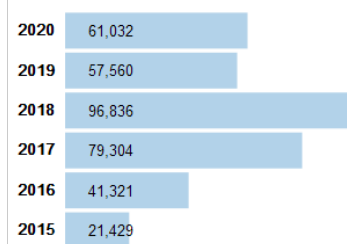
Economically disadvantaged, low-income, and poor people

Related program: SCHOOLS

Notes: Total number of teachers involved in school-wide decisions about student learning at the Children's Academy and Learning Center.

Total number of volunteer hours contributed to the organization

TOTALS BY YEAR



Population(s) Served: Economically

disadvantaged, low-income, and poor people

Related program: SCHOOLS

Notes: Total number of hours volunteered during the fiscal year (July-June) by parents of students in Haiti, US-based volunteers, as well as through pro-bono services.

CHARTING IMPACT

What is the organization aiming to accomplish?

Quality Schools Program Goals:

- Develop schools that help children realize their potential while driving community development and lifelong learning.
-

What are the organization's key strategies for making this happen?

Quality Schools Program Strategies:

- Establish, operate and develop the Haiti Partners Children's Academy and Learning Center as a model educational institution.
 - Leverage domestic and international partnerships to provide expertise and services as needed.
 - Provide ongoing pedagogical, administrative, entrepreneurial and continuing education training and support to partner schools.
-

What are the organization's capabilities for doing this?

Haiti Partners has a combined decades worth of on-the-ground staff experience in Haiti. We work in the local language – Haitian Creole – and are very familiar with Haitian culture. Over these many years we have gained the trust and confidence of our Haitian colleagues, enabling us to succeed where others cannot. We are well established in the NGO community in Haiti, and thus are capable of creating effective, productive partnerships. Over time we have developed an extensive network of like-minded Haitian colleagues – educational, church and community leaders – who respect our work and actively seek opportunities for collaboration. As a small organization, we are also capable of being nimble and responding to programming and other needs quickly and appropriately.

What have and haven't they accomplished so far?

Key achievements since 2009 include:

- Completely rebuilding 3 partner schools after the earthquake
- Building and opening in September 2012 the Haiti Partners Children's Academy, a model school currently serving over 200 pre-K through 4th grade students
- Training over 1,100 grassroots leaders, educators and local officials in democratic practice and participatory education (with USAID)
- Training over 250 residents of Habitat for Humanity housing development and helping them to organize a community governance organization
- Improving the quality of education at all partner schools through innovative trainings, the introduction of participatory, student-centered education methods, and administrative accompaniment

Work yet to do:

- Grow the Children's Academy and Learning Center all the way through to 12th grade, securing space and ongoing funding to support it.
- Improve training and support system for partner schools so that we see deeper, more significant changes at all schools.

Financials

FISCAL YEAR START: 07/01**FISCAL YEAR END:** 06/30

✓ Financials audited by an independent accountant

FINANCIALS QUICK VIEW

Total revenue, gains, and other support per audited financial statements	\$849,418
--	------------------

Total expenses and losses per audited financial statements	\$778,679
--	------------------

Surpluses in last 5 years	3
---------------------------	----------

Negative Net Assets in past 5 years	0
-------------------------------------	----------

Financial Trends Analysis

Business Model Indicators

Created in Partnership with



Profitability	2015	2016	2017	2018	2019
Unrestricted surplus (deficit) before depreciation	\$125,231	-\$88,658	\$159,851	-\$13,702	\$109,417
As a % of expenses	8.3%	-6.5%	15.1%	-1.4%	15.5%
Unrestricted surplus (deficit) after depreciation	\$89,242	-\$135,926	\$115,706	-\$54,958	\$70,739
As a % of expenses	5.8%	-9.7%	10.5%	-5.3%	9.5%
Revenue Composition					
Total revenue (unrestricted & restricted)	\$1,594,328	\$1,222,572	\$1,182,987	\$951,864	\$817,393
Total revenue, % change over prior year	-5.5%	-23.3%	-3.2%	-19.5%	-14.1%
Program services revenue	0.0%	0.0%	0.0%	0.0%	0.0%
Membership dues	0.0%	0.0%	0.0%	0.0%	0.0%
Investment income	0.0%	0.0%	0.0%	0.0%	0.0%
Government grants	0.0%	0.0%	0.0%	0.0%	0.0%
All other grants and contributions	100.0%	99.8%	99.5%	99.8%	99.8%
Other revenue	0.0%	0.2%	0.5%	0.2%	0.2%
Expense Composition					
Total expenses before depreciation	\$1,513,607	\$1,359,290	\$1,056,097	\$999,233	\$707,976
Total expenses, % change over prior year	15.4%	-10.2%	-22.3%	-5.4%	-29.1%
Personnel	40.7%	39.6%	36.7%	30.8%	37.8%
Professional Fees	6.6%	7.9%	2.6%	2.7%	1.3%
Occupancy	1.8%	2.6%	1.9%	2.0%	3.1%
Interest	0.0%	0.0%	0.0%	0.0%	0.0%
Pass-Through	24.1%	24.3%	28.8%	27.9%	23.0%
All other expenses	26.8%	25.7%	30.0%	36.5%	34.8%

Financial Trends Analysis, continued

Moving Toward Full Cost Coverage

Full Cost Components (estimated)	2015	2016	2017	2018	2019
Total Expenses (after depreciation)	\$1,549,596	\$1,406,558	\$1,100,242	\$1,040,489	\$746,654
One Month of Savings	\$126,134	\$113,274	\$88,008	\$83,269	\$58,998
Debt Principal Repayment	\$0	\$0	\$0	\$0	\$0
Fixed Asset Additions	\$177,842	\$0	\$0	\$0	\$0
Total Full Costs (estimated)	\$1,853,572	\$1,519,832	\$1,188,250	\$1,123,758	\$805,652

Capital Structure Indicators

Liquidity

Months of cash	1.2	0.9	2.5	2.1	8.5
Months of cash and investments	1.4	0.9	2.5	2.1	8.5
Months of estimated liquid unrestricted net assets	0.8	0.1	2.0	1.9	4.3

Balance Sheet Composition

Cash	\$150,809	\$107,227	\$221,058	\$177,815	\$498,860
Investments	\$23,496	\$0	\$0	\$0	\$0
Receivables	\$0	\$0	\$0	\$0	\$0
Gross land, buildings, and equipment (LBE)	\$1,245,781	\$1,246,782	\$1,243,274	\$1,236,692	\$1,254,912
Accumulated depreciation (% of LBE)	6.5%	10.3%	13.7%	16.6%	19.4%
Liabilities (as % of assets)	4.3%	2.1%	0.9%	1.3%	17.0%
Unrestricted net assets	\$1,269,315	\$1,133,389	\$1,249,094	\$1,194,136	\$1,264,875
Temporarily restricted net assets	\$12,036	\$66,628	\$33,667	\$0	\$0
Permanently restricted net assets	\$0	\$0	\$0	\$0	\$0
Total restricted net assets	\$12,036	\$66,628	\$33,667	\$0	\$0
Total net assets	\$1,281,351	\$1,200,017	\$1,282,761	\$1,194,136	\$1,264,875

Key Data Checks

Material Data Errors	2015	2016	2017	2018	2019
	No	No	No	No	No

Note: This issue is relevant to a small number of organizations: The nonprofit subject(s) of this report may have affiliates. The Form 990 data may not include information about any or all potential affiliates. If an organization does have affiliates and these affiliates have substantial financial activity, the financial data in this report may not present a comprehensive picture of the nonprofit's financial condition. Please consult the 990s of any potentially related affiliates for additional information.

[Formulas for key metrics](#)

['Key Revenue & Expense Data from Form 990'](#)

['Key Balance Sheet Data from Form 990'](#)

Operations

Source: Self-Reported by Organization, May 2021

CO-DIRECTOR

John Engle

John is a co-founder of Haiti Partners. He first moved to Haiti in 1991. He co-founded Beyond Borders and its Haiti-based partner organization, Fondasyon Limyè Lavi, in 1993. He has consulted for the World Bank, USAID and others on collaborative leadership. In May 2013 he received a Lifetime Achievement Award from WorldBlu for his work in Haiti promoting democratic practice and freedom centered leadership. He and his wife Merline – who is Haitian – have two children.

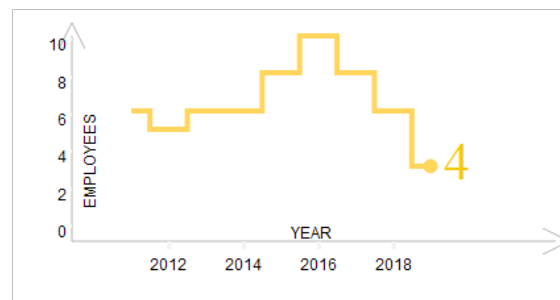
CO-DIRECTOR

Merline Engle

Merline Engle is a Haitian-American who is passionate about education, hospitality and entrepreneurship. She's committed to continuing her family's legacy of giving back to her mother land. Merline remembered well how her grand father would make his students repeat, "Education is the only key to a better life." Having grown up in a diverse and international household helped Merline learn to serve as a bridge between Haitian and other internationals. Merline founded Wozo in 2006, Haiti Partners' community choir, Bellevue guest house, and is the designer behind the handmade Haitian greeting cards being crafted at the Children's Academy. Merline is co-founded of the Children's Academy and continues to play an active role. She's the creator of Merline's Hot Sauce, is a foodie, loves nature, is a daughter, a sister, a wife, a mother, a friend, a lifelong learner and a mentor.

NUMBER OF EMPLOYEES

Source: IRS Form 990



BOARD CHAIR

Margaret Bell

Term: 2019 - 2022

BOARD MEMBERS

Margaret Bell

Self employed

Deanna Slamans

Author & educator

Medjy Pierre-Louis

PhD candidate

Houston Kraft

Speaker, leadership trainer, kindness advocate

Ben Blair

Co-founder of Teachur.co

Lisa Victor

Ken Linsteadt Architects

Christa Brelsford

Research Scientist

Linda Crouse

BAR Architects

Miranda Ash

WorldBlu

Patrick Collins

Healthcare Trust

Paid Preparers

FISCAL YEAR 2019

Firm Name	Firm EIN	Firm Address	Firm Phone
HILL BARTH & KING LLC	34-1897225	1000 SE MONTEREY COMM BLVD STE 101, STUART FL 34996 USA	772-287-4480

Paid Preparers

FISCAL YEAR 2018

Firm Name	Firm EIN	Firm Address	Firm Phone
HILL BARTH & KING LLC	34-1897225	1000 SE MONTEREY COMM BLVD STE 101, STUART FL 34996 USA	772-287-4480

Paid Preparers

FISCAL YEAR 2017

Firm Name	Firm EIN	Firm Address	Firm Phone
HILL BARTH & KING LLC	34-1897225	1000 SE MONTEREY CMNS BLVD 101, STUART FL 349963327 USA	772-287-4480

BOARD LEADERSHIP PRACTICES

GuideStar worked with BoardSource, the national leader in nonprofit board leadership and governance, to create this section, which enables organizations and donors to transparently share information about essential board leadership practices.

BOARD ORIENTATION & EDUCATION

Does the board conduct a formal orientation for new board members and require all board members to sign a written agreement regarding their roles, responsibilities, and expectations?

Yes

CEO OVERSIGHT

Has the board conducted a formal, written assessment of the chief executive within the past year?

Yes

ETHICS & TRANSPARENCY

Have the board and senior staff reviewed the conflict-of-interest policy and completed and signed disclosure statements in the past year?

Yes

BOARD COMPOSITION

Does the board ensure an inclusive board member recruitment process that results in diversity of thought and leadership?

Yes

BOARD PERFORMANCE

Has the board conducted a formal, written self-assessment of its performance within the past three years?

Yes

Organizational Demographics

Who works and leads organizations that serve our diverse communities? This organization has voluntarily shared information to answer this important question and to support sector-wide learning. GuideStar partnered on this section with CHANGE Philanthropy and Equity in the Center.

Leadership

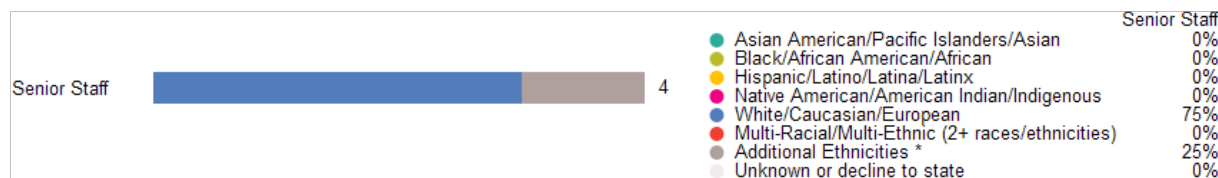
The organization's co-leader identifies as:

Race & Ethnicity	White/Caucasian/European
Gender Identity	Male, Not transgender (cisgender)
Sexual Orientation	Heterosexual or Straight
Disability Status	Person without a disability


The organization's other co-leader identifies as:

Race & Ethnicity	Decline to state
Gender Identity	Female, Not transgender (cisgender)
Sexual Orientation	Heterosexual or Straight
Disability Status	Person without a disability


Race & Ethnicity



Gender Identity



Sexual Orientation



Disability

No data.

Appendix

Key Documents

IRS Forms 990

[2019 990](#)

[2018 990](#)

[2017 990](#)

[2016 990](#)

[2015 990](#)

IRS Forms 990T

Not Available

Audited Financial Statements

[2020 Audited Financial Statement](#)

[2019 Audited Financial Statement](#)

[2018 Audited Financial Statement](#)

Key Organization Documents

[Letter of Determination](#)

[2020 Annual Report](#)

[2019 Annual Report](#)

[2018 Annual Report](#)

[2017 Annual Report](#)

[2016 Annual Report](#)

[2015 Annual Report](#)

[2014 Annual Report](#)

[2013 Annual Report](#)

['Key Revenue & Expense Data from Form 990'](#)

['Key Balance Sheet Data from Form 990'](#)

GUIDESTAR Charity Check Report

Generated on May 25, 2021 at 04:36 PM EDT

HAITI PARTNERS

Also Known As: Haiti Partners
PO Box 2865
Vero Beach, FL 32961

Foundation Status Code: PC *
Public charity described in section 509(a)(1) or (2)

IRS Publication 78 Details

Organization Name	Haiti Partners Inc.
EIN	26-3768289
Location	Vero Beach, FL
Deductibility Status Description	A public charity (50% deductibility limitation).
Most Recent IRS Publication 78	May 2021
Verified with Most Recent Internal Revenue Bulletin	May 24 2021



IRS Business Master File Details

Organization Name	HAITI PARTNERS INC
EIN	26-3768289
Most Recent IRS BMF	May 10 2021
IRS Subsection	This organization is a 501(c)(3) Public Charity
Reason for Non-Private Foundation Status	Section 509(a)(1) organization as referred to in Section 170(b)(1)(A)(vi)
Ruling Date	02/2010
This organization was not included in the Office of Foreign Assets Control Specially Designated Nationals (SDN) list.	



On September 8, 2011, the IRS issued [regulations](#) which eliminated the advance ruling process for a section 501(c)(3) organization. [Learn more](#)

* The Foundation Status Code is the code that foundations are required to provide for each grantee annually on part XV of Form 990PF. Note that this code cannot be derived in some cases (e.g., supporting organizations for which 'type' can't be determined).

[IRS Revenue Procedure 2011-33](#) allows grantors to rely on third-party resources, such as GuideStar Charity Check, to obtain required Business Master File (BMF) data concerning a potential grantee's public charity classification under section 509 (a) (1), (2) or (3).

GuideStar Charity Check Data Sources

- GuideStar acquires all IRS data directly from the Internal Revenue Service.
- [IRS Publication 78 \(Cumulative List of Organizations\)](#) lists organizations that have been recognized by the Internal Revenue Service as eligible to receive tax-deductible contributions.
- The [IRS Internal Revenue Bulletin](#) (IRB) lists changes in charitable status since the last Publication 78 release. Between the release of IRS Publication 78 and the subsequent IRS Internal Revenue Bulletin, the IRB date will reflect the most recent release date of IRS Publication 78.
- The [IRS Business Master File](#) lists approximately 1.7 million nonprofits registered with the IRS as tax-exempt organizations.
- The [IRS Automatic Revocation of Exemption List](#) contains organizations that have had their federal tax-exempt status automatically revoked for failing to file an annual return or notice with the IRS for three consecutive years.
- The Foundation Status Code is a value derived by mapping the codes found on the [990PF filing instructions](#) to the corresponding codes in the IRS BMF. Note that not all codes are able to be mapped due to insufficient data.
- The Office of Foreign Assets Control (OFAC) [Specially Designated Nationals \(SDN\) list](#) organizations that are owned or controlled by targeted individuals, groups, and entities, such as terrorists or narcotics traffickers. Their assets are blocked and U.S. persons are generally prohibited from dealing with them.

GuideStar is the registered trademark and operating name of GuideStar USA, Inc., a 501(c)(3) nonprofit organization.

Copyright © 2021, GuideStar USA, Inc. All Rights Reserved.